



THE ART OF ALMA THOMAS: EXPLORATION GUIDE

DIRECTIONS: Study each artwork and then answer the questions that follow.

Note: Although some of the photographs under “Inspiration” were captured more recently, Thomas would have seen similar scenes during her lifetime.

ARTWORK	INSPIRATION
 <p data-bbox="185 850 753 982">Alma W. Thomas, <i>Spring Flowers Near Jefferson Memorial</i>, 1970, Acrylic on canvas, 50 × 60 in., Fisk University Galleries, Fisk University, Nashville, Tennessee (1991.2116)</p>	 <p data-bbox="938 884 1365 915">Flower library, Washington, DC, 2014</p>
<p data-bbox="159 1035 938 1066">Describe the similarities between Thomas’s art and her inspiration.</p>	
<p data-bbox="159 1329 938 1360">Describe the differences between Thomas’s art and her inspiration.</p>	
<p data-bbox="159 1623 678 1654">What mood does Thomas’s artwork convey?</p>	

THE ART OF ALMA THOMAS: EXPLORATION GUIDE

ARTWORK



Alma W. Thomas, *The Eclipse*, 1970, Acrylic on canvas, 62 x 49 3/4 in., Smithsonian American Art Museum

INSPIRATION





The total solar eclipse of March 7, 1970 (NASA)

Describe the similarities between Thomas's art and her inspiration.

Describe the differences between Thomas's art and her inspiration.

What mood does Thomas's artwork convey?

THE ART OF ALMA THOMAS: EXPLORATION GUIDE

ARTWORK	INSPIRATION
 <p data-bbox="154 835 756 999">Alma W. Thomas, <i>Cherry Blossom Symphony</i>, 1972, Acrylic on canvas, 69 x 54 1/4 inches. Collection of halley k harrisburg and Michael Rosenfeld, New York; Courtesy of Michael Rosenfeld Gallery LLC, New York, NY</p>	 <p data-bbox="943 800 1341 831">Cherry Blossoms, Washington, DC</p>
<p data-bbox="142 1056 927 1087">Describe the similarities between Thomas's art and her inspiration.</p>	
<p data-bbox="142 1350 927 1381">Describe the differences between Thomas's art and her inspiration.</p>	
<p data-bbox="142 1644 667 1675">What mood does Thomas's artwork convey?</p>	